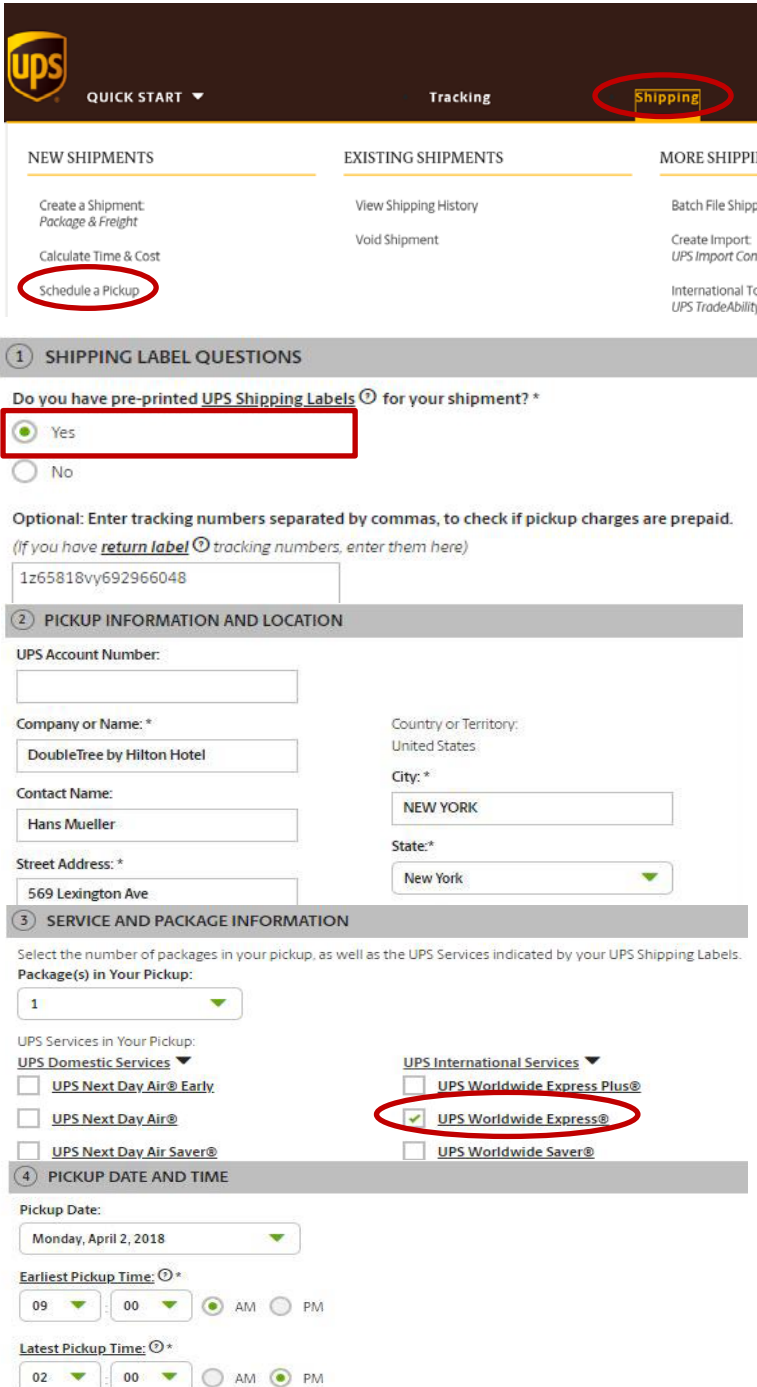


Instructions for Shipment from Outside the European Union

- We recommend using the internet-based UPS platform (www.ups.com) to order a UPS pickup. If your testkit does **not** contain a **UPS Shipment Waybill**, please contact us some days before getting your blood drawn. In this case we will create your **UPS Shipment Waybill** and email it back, so that you can print it.



Please go to www.ups.com and select Schedule a Pickup.

If your Test-Kit contains a **UPS Shipment Waybill** please select **"Yes"** and enter it's tracking number (e.g.1Z65818V...) Please contact us otherwise and **do not select "NO"** to proceed.

Enter your **pick-up address**.

Open the dropdown and select **UPS Worldwide Express®**.

Please schedule your **pick-up time** not later than 3 PM. Choose the **Next** button. Verify your details on the next page and **confirm** the pick-up by choosing the **Next** button.

- Alternatively, **you can call UPS to schedule a pickup of your shipment by phone**. You can find your local UPS phone number at www.ups.com.

Here some examples:






Canada:	1-800-742-5877	Australia:	(61) 131 877
USA:	1-800-782-7892	Mexico:	01-800-7433-877

ArminLabs GmbH - CEO: Armin Schwarzbach MD PhD

Zirbelstraße 58, 2nd floor · 86154 Augsburg · Germany · Phone: 0049 821 780 931 50 www.arminlabs.com
e-mail: info@arminlabs.com VATReg-No.: DE815543871 Amtsgericht Augsburg HRB 29350

➔
Please turn
the Page
page 1

3. How to get your **package ready for UPS**?

1		<ul style="list-style-type: none"> • Provide the patient's name on every tube • Take the blood samples • Put the tubes into the Styrofoam box, close it with the rubber band and put it into the airtight zip lock bag • Complete and sign the Test Order Form • Put the Styrofoam box and the Test Order Form into the carton and close it
2		<ul style="list-style-type: none"> • Fill in the green dashed boxes of the Proforma Invoice • Sign the Proforma Invoice
3		<ul style="list-style-type: none"> • Put the completed Proforma Invoice and the Shipment Waybill in the transparent window of the UPS plastic bag. • Attention: Please place the Shipment Waybill in front of the Proforma Invoice.
4		<ul style="list-style-type: none"> • Put the filled carton into the provided UPS plastic bag
5		<ul style="list-style-type: none"> • Close the UPS plastic bag with the help of the adhesive tape on the bag
6	<p>Your Test-Kit is ready for shipping with UPS</p>	

We will gladly help you if you have any questions:

Phone: 0049 821 78093150

E-mail: info@arminlabs.com

ArminLabs GmbH - CEO: Armin Schwarzbach MD PhD

Zirbelstraße 58, 2nd floor · 86154 Augsburg · Germany · Phone: 0049 821 780 931 50 www.arminlabs.com

e-mail: info@arminlabs.com VATReg-No.: DE815543871 Amtsgericht Augsburg HRB 29350